

ACI Racing Weekend Imola, 3-4 Settembre 2022

TCR Italy - Classifica Prove Libere 2

Imola Circuit 4.909 m

1 / 2

Num.	Conduttore	Naz	Concorrente	Team	Auto	Classe	Tempo	Dist.	Rel.	Giri
1	32 JELMINI Felice	ITA	Jelmini Felice		Hyundai Elantra TCR	TCR	1'51.690			12
2	33 TAMBURINI Carlo	ITA	Tamburini Antonio	MM Motorsport	Honda Civic FK7 H70	TCR	1'51.899	0.209	0.209	8
3	15 BALDAN Nicola	ITA	Baldan Nicola	Elite Motorsport	Audi RS3 LMS TCR	TCR	1'52.422	0.732	0.523	10
4	22 LANGEVELD Niels	NLD	Target	Target	Hyundai Elantra TCR	TCR	1'52.597	0.907	0.175	10
5	23 VAHTEL Mattias	EST	ALM Motorsport	ALM Motorsport	Honda Civic FK7 H70	TCR	1'52.673	0.983	0.076	9
6	14 IANNOTTA Marco	ITA	Iannotta Marco	MM Motorsport	Honda Civic FK7 H70	TCR	1'52.683	0.993	0.010	11
7	27 VOLT Ruben	EST	ALM Motorsport	ALM Motorsport	Honda Civic FK7 H70	TCR	1'52.698	1.008	0.015	11
8	16 CLAIRET Jimmy	FRA	Clairret Jimmy	Team Clairret Sport	Peugeot 308 TCR	TCR	1'52.943	1.253	0.245	12
9	77 PUSSIER Sylvain	FRA	Pussier Sylvain	SP Competicion	Cupra Leon Competicion	TCR	1'53.243	1.553	0.300	12
10	4 TAVANO Salvatore	ITA	Tavano Salvatore	Girasole	Cupra Leon Competicion	TCR	1'53.269	1.579	0.026	8
11	19 FERNÁNDEZ Felipe	ESP	Auto Club RC2 Valles	Auto Club RC2 Valles	Audi RS3 LMS TCR	TCR	1'53.284	1.594	0.015	12
12	37 LOPÉZ Sergio	VEN	Auto Club RC2 Valles	Auto Club RC2 Valles	Cupra Leon Competicion	TCR	1'53.285	1.595	0.001	11
13	9 POLONI Matteo	ITA	Poloni Matteo	BF Motorsport	Audi RS3 LMS TCR	TCR	1'53.440	1.750	0.155	13
14	5 BISSA Manuel	ITA	Bissa Manuel	MM Motorsport	Honda Civic FK7 H70	TCR	1'53.484	1.794	0.044	12
15	39 ANTTI Rammo	EST	ALM Motorsport	ALM Motorsport	Honda Civic FK7 H70	TCR	1'53.613	1.923	0.129	11
16	44 IMBERTI Michele	ITA	Imberti Michele		Hyundai i30 N TCR	TCR	1'53.626	1.936	0.013	9
17	56 BRUSA Cesare	ITA	Target	Target	Hyundai i30 N TCR	TCR	1'53.734	2.044	0.108	11
18	11 REDUZZI Damiano	ITA	Reduzzi Damiano	Trico WRT	Hyundai i30 N TCR	TCR	1'53.945	2.255	0.211	12
19	12 FERNÁNDEZ Rubén	ESP	Auto Club RC2 Valles	Auto Club RC2 Valles	Audi RS3 LMS TCR	TCR	1'53.960	2.270	0.015	12
20	20 RAFFAELE Francesca	ITA	Target	Target	Hyundai i30 N TCR	TCR	1'54.068	2.378	0.108	11
21	74 CAPPELLO Edoardo	ITA	Target	Target	Hyundai i30 N TCR	TCR	1'54.145	2.455	0.077	10
22	6 RANGONI Luca	ITA	Rangoni Luca	TecnodomSport	Fiat Tipo	TCR	1'54.276	2.586	0.131	11
23	8 BABUIN Denis	ITA	Babuini Denis		Audi RS3 LMS TCR	TCR	1'54.282	2.592	0.006	12
24	18 VENTAJA Stéphane	FRA	Ventaja Stéphane	Team Clairret Sport	Audi RS3 LMS TCR	TCR	1'54.527	2.837	0.245	6
25	3 GURRIERI Raffaele	ITA	Gurrieri Raffaele	Girasole	Cupra Leon Competicion	TCR	1'54.586	2.896	0.059	12
26	96 GIACON Steven	ITA	Giacon Steven	TecnodomSport	Audi TCR DSG	TCDS	1'55.178	3.488	0.592	10
27	64 LOSONCZY Levente	HUN	Aggressive Team Italia	Aggressive Team Italia	Hyundai Elantra TCR	TCR	1'55.358	3.668	0.180	11
28	34 ZANARDINI Mirko	ITA	Aggressive Team Italia	Aggressive Team Italia	Hyundai Elantra TCR	TCR	1'55.638	3.948	0.280	14
29	47 CARMINATI Ettore	ITA	Carminati Ettore		Hyundai i30 N TCR	TCR	1'55.700	4.010	0.062	10
30	85 MASSARO Rodolfo	ITA	Massaro Rodolfo	Elite Motorsport	Audi TCR DSG	TCDS	1'56.007	4.317	0.307	12
31	81 DI MARE Sabatino	ITA	Di Mare Sabatino	Sc. Vesuvio	Cupra TCR DSG	TCDS	1'56.127	4.437	0.120	10
32	90 TRENTIN Mauro	ITA	Trentin Mauro	Elite Motorsport	Audi TCR DSG	TCDS	1'56.337	4.647	0.210	12
33	41 FERNÁNDEZ Victor	ESP	Auto Club RC2 Valles	Auto Club RC2 Valles	Cupra Leon Competicion	TCR	1'56.651	4.961	0.314	10
34	98 BERGONZINI Matteo	ITA	Bergonzini Matteo	BF Motorsport	Cupra TCR DSG	TCDS	1'56.692	5.002	0.041	9
35	21 GUIDA Nicola	ITA	Guida Nicola	Girasole	Cupra Leon Competicion	TCR	1'56.728	5.038	0.036	8
36	99 FANTILLI Giorgio	ITA	Fantilli Giorgio		Cupra TCR DSG	TCDS	2'00.939	9.249	4.211	12
37	61 GHERMANDI Giacomo	ITA	Lema Racing		Cupra Leon Seq	TCR				12

Umidità	45%	ARIA	27°C
Condizioni	DRY	Pista	39°C

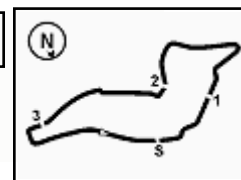
Direttore di Gara : Massimiliano Ghinassi

Direttore di Prova : Gianluca Marotta

Inizio	Fine
02/09/2022 16:00	16:33

Esposta alle:




ACI Racing Weekend Imola, 3-4 Settembre 2022
TCR Italy - Classifica Prove Libere 2
Penalty and Infringement

16.08	37	S. LOPÉZ	Time Deleted (1'55.216) - Exceeded Track Limits - Turn 13
16.09	6	L. RANGONI	Time Deleted (1'54.576) - Exceeded Track Limits - Turn 9
16.09	85	R. MASSARO	Time Deleted (2'18.267) - Exceeded Track Limits - Turn 13
16.13	39	R. ANTTI	Time Deleted (4'48.833) - Exceeded Track Limits - Turn 14
16.13	81	S. DI MARE	Time Deleted (1'55.786) - Exceeded Track Limits - Turn 9
16.14	34	M. ZANARDINI	Time Deleted (2'23.710) - Exceeded Track Limits - Turn 9
16.14	5	M. BISSA	Time Deleted (1'53.952) - Exceeded Track Limits - Turn 9
16.15	56	C. BRUSA	Time Deleted (1'54.899) - Exceeded Track Limits - Turn 9
16.16	23	M. VAHTEL	Time Deleted (1'52.784) - Exceeded Track Limits - Turn 14
16.16	5	M. BISSA	Time Deleted (1'53.863) - Exceeded Track Limits - Turn 13
16.17	9	M. POLONI	Time Deleted (1'53.719) - Exceeded Track Limits - Turn 14
16.19	32	F. JELMINI	Time Deleted (3'40.885) - Exceeded Track Limits - Turn 9
16.20	39	R. ANTTI	Time Deleted (1'54.115) - Exceeded Track Limits - Turn 9
16.21	81	S. DI MARE	Time Deleted (4'24.475) - Exceeded Track Limits - Turn 9
16.22	12	R. FERNÁNDEZ	Time Deleted (1'54.028) - Exceeded Track Limits - Turn 9
16.23	8	D. BABUIN	Time Deleted (1'53.678) - Exceeded Track Limits - Turn 9
16.29	12	R. FERNÁNDEZ	Time Deleted (2'27.898) - Exceeded Track Limits - Turn 9
16.31	61	G. GHERMANDI	ALL TIME DELETED FOR OVER SPEED IN PIT LANE

Fastest Laps Sequence

Num.	Concorrente	Naz	Team	Auto	Local Time	Tempo	Dist.	Media
56	C. BRUSA	ITA	Target	Hyundai i30 N TCR	16:04'32.650	1'59.362		148,057
8	D. BABUIN	ITA		Audi RS3 LMS TCR	16:04'34.255	1'56.230	-3.132	152,047
56	C. BRUSA	ITA	Target	Hyundai i30 N TCR	16:06'26.462	1'53.812	-2.418	155,277
32	F. JELMINI	ITA		Hyundai Elantra TCR	16:07'38.682	1'52.691	-1.121	156,822
15	N. BALDAN	ITA	Elite Motorsport	Audi RS3 LMS TCR	16:13'54.302	1'52.596	-0.095	156,954
33	C. TAMBURINI	ITA	MM Motorsport	Honda Civic FK7 H70	16:22'44.801	1'51.899	-0.697	157,932
32	F. JELMINI	ITA		Hyundai Elantra TCR	16:31'16.187	1'51.690	-0.209	158,227

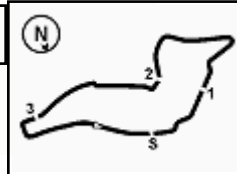
Direttore di Gara : Massimiliano Ghinassi

Direttore di Prova : Gianluca Marotta

	Inizio	Fine
02/09/2022	16:00	16:33

Esposta alle:





ACI Racing Weekend Imola, 3-4 Settembre 2022

TCR Italy - Riepilogativa Libere

Imola Circuit 4.909 m

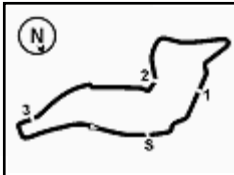
Num. Conducente	Naz	Concorrente	Team	Auto	Classe	Sess. 1	Sess. 2	Tempo	Dist.	Rel.	Giri		
1	32	JELMINI Felice	ITA	Jelmini Felice		Hyundai Elantra TCR	TCR	1'52.675	1'51.690	1'51.690		19	
2	33	TAMBURINI Carlo	ITA	Tamburini Antonio	MM Motorsport	Honda Civic FK7 H70	TCR	1'53.377	1'51.899	1'51.899	0.209	0.209	20
3	15	BALDAN Nicola	ITA	Baldan Nicola	Elite Motorsport	Audi RS3 LMS TCR	TCR	1'52.899	1'52.422	1'52.422	0.732	0.523	21
4	22	LANGEVELD Niels	NLD	Target	Target	Hyundai Elantra TCR	TCR	1'53.284	1'52.597	1'52.597	0.907	0.175	21
5	23	VAHTEL Mattias	EST	ALM Motorsport	ALM Motorsport	Honda Civic FK7 H70	TCR	1'54.324	1'52.673	1'52.673	0.983	0.076	21
6	14	IANNOTTA Marco	ITA	Iannotta Marco	MM Motorsport	Honda Civic FK7 H70	TCR	1'53.694	1'52.683	1'52.683	0.993	0.010	25
7	27	VOLT Ruben	EST	ALM Motorsport	ALM Motorsport	Honda Civic FK7 H70	TCR	1'53.793	1'52.698	1'52.698	1.008	0.015	22
8	16	CLAIRET Jimmy	FRA	Clairret Jimmy	Team Clairret Sport	Peugeot 308 TCR	TCR	1'54.129	1'52.943	1'52.943	1.253	0.245	24
9	9	POLONI Matteo	ITA	Poloni Matteo	BF Motorsport	Audi RS3 LMS TCR	TCR	1'53.081	1'53.440	1'53.081	1.391	0.138	22
10	77	PASSIER Sylvain	FRA	Pussier Sylvain	SP Competicion	Cupra Leon Competicion	TCR	1'53.855	1'53.243	1'53.243	1.553	0.162	25
11	4	TAVANO Salvatore	ITA	Tavano Salvatore	Girasole	Cupra Leon Competicion	TCR	1'53.606	1'53.269	1'53.269	1.579	0.026	17
12	19	FERNÁNDEZ Felipe	ESP	Auto Club RC2 Valles	Auto Club RC2 Valles	Audi RS3 LMS TCR	TCR	1'54.654	1'53.284	1'53.284	1.594	0.015	24
13	37	LOPÉZ Sergio	VEN	Auto Club RC2 Valles	Auto Club RC2 Valles	Cupra Leon Competicion	TCR	1'55.638	1'53.285	1'53.285	1.595	0.001	21
14	56	BRUSA Cesare	ITA	Target	Target	Hyundai i30 N TCR	TCR	1'53.360	1'53.734	1'53.360	1.670	0.075	24
15	5	BISSA Manuel	ITA	Bissa Manuel	MM Motorsport	Honda Civic FK7 H70	TCR	1'55.089	1'53.484	1'53.484	1.794	0.124	23
16	39	ANTTI Rammo	EST	ALM Motorsport	ALM Motorsport	Honda Civic FK7 H70	TCR	1'54.585	1'53.613	1'53.613	1.923	0.129	19
17	44	IMBERTI Michele	ITA	Imberti Michele		Hyundai i30 N TCR	TCR	1'54.441	1'53.626	1'53.626	1.936	0.013	20
18	11	REDUZZI Damiano	ITA	Reduzzi Damiano	Trico WRT	Hyundai i30 N TCR	TCR	1'55.271	1'53.945	1'53.945	2.255	0.319	23
19	12	FERNÁNDEZ Rubén	ESP	Auto Club RC2 Valles	Auto Club RC2 Valles	Audi RS3 LMS TCR	TCR	1'54.861	1'53.960	1'53.960	2.270	0.015	21
20	20	RAFFAELE Francesca	ITA	Target	Target	Hyundai i30 N TCR	TCR	1'55.575	1'54.068	1'54.068	2.378	0.108	23
21	74	CAPPELLO Edoardo	ITA	Target	Target	Hyundai i30 N TCR	TCR	1'54.199	1'54.145	1'54.145	2.455	0.077	21
22	6	RANGONI Luca	ITA	Rangoni Luca	TecnodomSport	Fiat Tipo	TCR	1'54.187	1'54.276	1'54.187	2.497	0.042	23
23	61	GHERMANDI Giacomo	ITA	Lema Racing		Cupra Leon Seq	TCR	1'54.243		1'54.243	2.553	0.056	25
24	8	BABUIN Denis	ITA	Babuin Denis		Audi RS3 LMS TCR	TCR	1'57.042	1'54.282	1'54.282	2.592	0.039	16
25	18	VENTAJA Stéphane	FRA	Ventaja Stéphane	Team Clairret Sport	Audi RS3 LMS TCR	TCR	1'54.485	1'54.527	1'54.485	2.795	0.203	20
26	3	GURRIERI Raffaele	ITA	Gurrieri Raffaele	Girasole	Cupra Leon Competicion	TCR	1'54.689	1'54.586	1'54.586	2.896	0.101	22
27	96	GIACON Steven	ITA	Giacon Steven	TecnodomSport	Audi TCR DSG	TCDS	1'57.474	1'55.178	1'55.178	3.488	0.592	13
28	21	GUIDA Nicola	ITA	Guida Nicola	Girasole	Cupra Leon Competicion	TCR	1'55.275	1'56.728	1'55.275	3.585	0.097	19
29	64	LOSONCZY Levente	HUN	Aggressive Team Italia	Aggressive Team Italia	Hyundai Elantra TCR	TCR	1'55.459	1'55.358	1'55.358	3.668	0.083	23
30	34	ZANARDINI Mirko	ITA	Aggressive Team Italia	Aggressive Team Italia	Hyundai Elantra TCR	TCR	1'56.742	1'55.638	1'55.638	3.948	0.280	27
31	47	CARMINATI Ettore	ITA	Carminati Ettore		Hyundai i30 N TCR	TCR	1'57.044	1'55.700	1'55.700	4.010	0.062	17
32	85	MASSARO Rodolfo	ITA	Massaro Rodolfo	Elite Motorsport	Audi TCR DSG	TCDS	1'56.991	1'56.007	1'56.007	4.317	0.307	26
33	81	DI MARE Sabatino	ITA	Di Mare Sabatino	Sc. Vesuvio	Cupra TCR DSG	TCDS	1'56.438	1'56.127	1'56.127	4.437	0.120	19
34	90	TRENTIN Mauro	ITA	Trentin Mauro	Elite Motorsport	Audi TCR DSG	TCDS	1'57.433	1'56.337	1'56.337	4.647	0.210	24
35	41	FERNÁNDEZ Víctor	ESP	Auto Club RC2 Valles	Auto Club RC2 Valles	Cupra Leon Competicion	TCR	1'57.940	1'56.651	1'56.651	4.961	0.314	23
36	98	BERGONZINI Matteo	ITA	Bergonzini Matteo	BF Motorsport	Cupra TCR DSG	TCDS	1'56.939	1'56.692	1'56.692	5.002	0.041	20
37	99	FANTILLI Giorgio	ITA	Fantilli Giorgio		Cupra TCR DSG	TCDS	2'01.804	2'00.939	2'00.939	9.249	4.247	23

Direttore di Gara : Massimiliano Ghinassi

Direttore di Prova : Gianluca Marotta

02/09/2022





ACI Racing Weekend Imola, 3-4 Settembre 2022

TCR Italy - Best Sectors & Speed Prove Libere 2

MIGLIOR GIRO

1	32 JELMINI Felice	Hvundai Elantra TCR	1'51.690
2	33 TAMBURINI Carlo	Honda Civic FK7 H70	1'51.899
3	15 BALDAN Nicola	Audi RS3 LMS TCR	1'52.422
4	22 LANGEVELD Niels	Hvundai Elantra TCR	1'52.597
5	23 VAHTEL Mattias	Honda Civic FK7 H70	1'52.673
6	14 IANNOTTA Marco	Honda Civic FK7 H70	1'52.683
7	27 VOLT Ruben	Honda Civic FK7 H70	1'52.698
8	16 CLAIRET Jimmy	Peugeot 308 TCR	1'52.943
9	77 PUSSIER Sylvain	Cupra Leon Competicion	1'53.243
10	4 TAVANO Salvatore	Cupra Leon Competicion	1'53.269
11	19 FERNÁNDEZ Felipe	Audi RS3 LMS TCR	1'53.284
12	37 LOPÉZ Sergio	Cupra Leon Competicion	1'53.285
13	9 POLONI Matteo	Audi RS3 LMS TCR	1'53.404
14	5 BISSA Manuel	Honda Civic FK7 H70	1'53.484
15	39 ANTTI Rammo	Honda Civic FK7 H70	1'53.613
16	44 IMBERTI Michele	Hvundai i30 N TCR	1'53.626
17	56 BRUSA Cesare	Hvundai i30 N TCR	1'53.734
18	11 REDUZZI Damiano	Hvundai i30 N TCR	1'53.945
19	12 FERNÁNDEZ Rubén	Audi RS3 LMS TCR	1'53.960
20	20 RAFFAELE Francesca	Hvundai i30 N TCR	1'54.068
21	74 CAPPELLO Edoardo	Hvundai i30 N TCR	1'54.145
22	6 RANGONI Luca	Fiat Tipo	1'54.276
23	8 BABUIN Denis	Audi RS3 LMS TCR	1'54.282
24	18 VENTAJA Stéphane	Audi RS3 LMS TCR	1'54.527
25	3 GURRIERI Raffaele	Cupra Leon Competicion	1'54.586
26	96 GIACON Steven	Audi TCR DSG	1'55.178
27	64 LOSONCZY Levente	Hvundai Elantra TCR	1'55.358
28	34 ZANARDINI Mirko	Hvundai Elantra TCR	1'55.638
29	47 CARMINATI Ettore	Hvundai i30 N TCR	1'55.700
30	85 MASSARO Rodolfo	Audi TCR DSG	1'56.007
31	81 DI MARE Sabatino	Cupra TCR DSG	1'56.127
32	90 TRENTIN Mauro	Audi TCR DSG	1'56.337
33	41 FERNÁNDEZ Victor	Cupra Leon Competicion	1'56.651
34	98 BERGONZINI Matteo	Cupra TCR DSG	1'56.692
35	21 GUIDA Nicola	Cupra Leon Competicion	1'56.728
36	99 FANTILLI Giorgio	Cupra TCR DSG	2'00.939
37	61 GHERMANDI Giacomo	Cupra Leon Sea	

SPEED

1	19 FERNÁNDEZ Felipe	Audi RS3 LMS TCR	248,8
2	9 POLONI Matteo	Audi RS3 LMS TCR	246,6
3	8 BABUIN Denis	Audi RS3 LMS TCR	246,6
4	15 BALDAN Nicola	Audi RS3 LMS TCR	246,0
5	4 TAVANO Salvatore	Cupra Leon Competicion	245,5
6	18 VENTAJA Stéphane	Audi RS3 LMS TCR	244,3
7	85 MASSARO Rodolfo	Audi TCR DSG	244,3
8	5 BISSA Manuel	Honda Civic FK7 H70	243,8
9	3 GURRIERI Raffaele	Cupra Leon Competicion	243,8
10	22 LANGEVELD Niels	Hvundai Elantra TCR	243,8
11	16 CLAIRET Jimmy	Peugeot 308 TCR	243,8
12	37 LOPÉZ Sergio	Cupra Leon Competicion	243,2
13	12 FERNÁNDEZ Rubén	Audi RS3 LMS TCR	243,2
14	77 PUSSIER Sylvain	Cupra Leon Competicion	242,7
15	14 IANNOTTA Marco	Honda Civic FK7 H70	242,7
16	39 ANTTI Rammo	Honda Civic FK7 H70	242,2
17	33 TAMBURINI Carlo	Honda Civic FK7 H70	242,2
18	56 BRUSA Cesare	Hvundai i30 N TCR	242,2
19	34 ZANARDINI Mirko	Hvundai Elantra TCR	242,2
20	6 RANGONI Luca	Fiat Tipo	242,2
21	20 RAFFAELE Francesca	Hvundai i30 N TCR	241,6
22	90 TRENTIN Mauro	Audi TCR DSG	241,1
23	74 CAPPELLO Edoardo	Hvundai i30 N TCR	241,1
24	21 GUIDA Nicola	Cupra Leon Competicion	241,1
25	44 IMBERTI Michele	Hvundai i30 N TCR	240,5
26	96 GIACON Steven	Audi TCR DSG	240,0
27	47 CARMINATI Ettore	Hvundai i30 N TCR	239,5
28	41 FERNÁNDEZ Victor	Cupra Leon Competicion	239,5
29	23 VAHTEL Mattias	Honda Civic FK7 H70	239,5
30	32 JELMINI Felice	Hvundai Elantra TCR	239,5
31	27 VOLT Ruben	Honda Civic FK7 H70	239,5
32	81 DI MARE Sabatino	Cupra TCR DSG	238,9
33	11 REDUZZI Damiano	Hvundai i30 N TCR	238,4
34	64 LOSONCZY Levente	Hvundai Elantra TCR	238,4
35	98 BERGONZINI Matteo	Cupra TCR DSG	235,8
36	99 FANTILLI Giorgio	Cupra TCR DSG	231,8

SEG. 1

1	14 IANNOTTA Marco	23.235
2	23 VAHTEL Mattias	23.342
3	9 POLONI Matteo	23.354
4	33 TAMBURINI Carlo	23.361
5	22 LANGEVELD Niels	23.380
6	32 JELMINI Felice	23.393
7	56 BRUSA Cesare	23.403
8	27 VOLT Ruben	23.406
9	61 GHERMANDI Giacomo	23.447
10	15 BALDAN Nicola	23.461
11	39 ANTTI Rammo	23.461
12	5 BISSA Manuel	23.466
13	8 BABUIN Denis	23.477
14	16 CLAIRET Jimmy	23.478
15	37 LOPÉZ Sergio	23.496
16	4 TAVANO Salvatore	23.533
17	12 FERNÁNDEZ Rubén	23.549
18	6 RANGONI Luca	23.578
19	77 PUSSIER Sylvain	23.619
20	3 GURRIERI Raffaele	23.646
21	74 CAPPELLO Edoardo	23.658
22	44 IMBERTI Michele	23.677
23	18 VENTAJA Stéphane	23.722
24	19 FERNÁNDEZ Felipe	23.747
25	20 RAFFAELE Francesca	23.825
26	64 LOSONCZY Levente	23.872
27	96 GIACON Steven	23.930
28	11 REDUZZI Damiano	23.956
29	81 DI MARE Sabatino	24.055
30	34 ZANARDINI Mirko	24.076
31	90 TRENTIN Mauro	24.121
32	47 CARMINATI Ettore	24.174
33	85 MASSARO Rodolfo	24.217
34	21 GUIDA Nicola	24.222
35	98 BERGONZINI Matteo	24.371
36	41 FERNÁNDEZ Victor	24.423
37	99 FANTILLI Giorgio	24.905

SEG. 2

1	33 TAMBURINI Carlo	36.468
2	32 JELMINI Felice	36.541
3	27 VOLT Ruben	36.770
4	23 VAHTEL Mattias	36.810
5	14 IANNOTTA Marco	36.879
6	15 BALDAN Nicola	36.894
7	22 LANGEVELD Niels	36.912
8	19 FERNÁNDEZ Felipe	37.073
9	12 FERNÁNDEZ Rubén	37.103
10	37 LOPÉZ Sergio	37.110
11	61 GHERMANDI Giacomo	37.164
12	56 BRUSA Cesare	37.201
13	11 REDUZZI Damiano	37.205
14	44 IMBERTI Michele	37.224
15	77 PUSSIER Sylvain	37.224
16	5 BISSA Manuel	37.257
17	20 RAFFAELE Francesca	37.301
18	16 CLAIRET Jimmy	37.301
19	74 CAPPELLO Edoardo	37.352
20	9 POLONI Matteo	37.378
21	39 ANTTI Rammo	37.401
22	18 VENTAJA Stéphane	37.498
23	8 BABUIN Denis	37.540
24	4 TAVANO Salvatore	37.547
25	6 RANGONI Luca	37.668
26	34 ZANARDINI Mirko	37.686
27	3 GURRIERI Raffaele	37.698
28	64 LOSONCZY Levente	37.711
29	96 GIACON Steven	37.782
30	81 DI MARE Sabatino	37.796
31	85 MASSARO Rodolfo	37.850
32	90 TRENTIN Mauro	38.178
33	47 CARMINATI Ettore	38.218
34	41 FERNÁNDEZ Victor	38.273
35	98 BERGONZINI Matteo	38.374
36	21 GUIDA Nicola	38.395
37	99 FANTILLI Giorgio	39.452

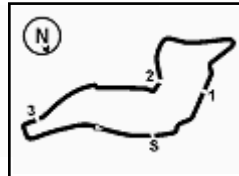
SEG. 3

1	32 JELMINI Felice	31.796
2	15 BALDAN Nicola	31.874
3	14 IANNOTTA Marco	31.955
4	33 TAMBURINI Carlo	32.030
5	22 LANGEVELD Niels	32.032
6	56 BRUSA Cesare	32.057
7	16 CLAIRET Jimmy	32.070
8	61 GHERMANDI Giacomo	32.084
9	44 IMBERTI Michele	32.114
10	37 LOPÉZ Sergio	32.134
11	27 VOLT Ruben	32.137
12	4 TAVANO Salvatore	32.162
13	23 VAHTEL Mattias	32.177
14	77 PUSSIER Sylvain	32.187
15	9 POLONI Matteo	32.220
16	19 FERNÁNDEZ Felipe	32.271
17	6 RANGONI Luca	32.337
18	5 BISSA Manuel	32.400
19	3 GURRIERI Raffaele	32.407
20	39 ANTTI Rammo	32.414
21	8 BABUIN Denis	32.564
22	20 RAFFAELE Francesca	32.619
23	11 REDUZZI Damiano	32.629
24	12 FERNÁNDEZ Rubén	32.646
25	47 CARMINATI Ettore	32.651
26	74 CAPPELLO Edoardo	32.653
27	18 VENTAJA Stéphane	32.662
28	64 LOSONCZY Levente	32.858
29	96 GIACON Steven	32.977
30	85 MASSARO Rodolfo	33.031
31	21 GUIDA Nicola	33.062
32	81 DI MARE Sabatino	33.119
33	98 BERGONZINI Matteo	33.235
34	41 FERNÁNDEZ Victor	33.236
35	90 TRENTIN Mauro	33.280
36	34 ZANARDINI Mirko	33.320
37	99 FANTILLI Giorgio	34.411

SEG. 4

1	33 TAMBURINI Carlo	19.934
2	32 JELMINI Felice	19.960
3	14 IANNOTTA Marco	19.969
4	19 FERNÁNDEZ Felipe	19.983
5	74 CAPPELLO Edoardo	20.039
6	22 LANGEVELD Niels	20.040
7	16 CLAIRET Jimmy	20.048
8	15 BALDAN Nicola	20.068
9	5 BISSA Manuel	20.070
10	9 POLONI Matteo	20.084
11	11 REDUZZI Damiano	20.122
12	23 VAHTEL Mattias	20.133
13	27 VOLT Ruben	20.141
14	56 BRUSA Cesare	20.143
15	18 VENTAJA Stéphane	20.153
16	8 BABUIN Denis	20.160
17	37 LOPÉZ Sergio	20.168
18	4 TAVANO Salvatore	20.174
19	44 IMBERTI Michele	20.176
20	20 RAFFAELE Francesca	20.177
21	77 PUSSIER Sylvain	20.213
22	3 GURRIERI Raffaele	20.234
23	39 ANTTI Rammo	20.280
24	6 RANGONI Luca	20.314
25	47 CARMINATI Ettore	20.321
26	12 FERNÁNDEZ Rubén	20.335
27	96 GIACON Steven	20.366
28	21 GUIDA Nicola	20.373
29	41 FERNÁNDEZ Victor	20.384
30	34 ZANARDINI Mirko	20.404
31	90 TRENTIN Mauro	20.470
32	85 MASSARO Rodolfo	20.484
33	64 LOSONCZY Levente	20.500
34	98 BERGONZINI Matteo	20.684
35	81 DI MARE Sabatino	20.690
36	99 FANTILLI Giorgio	20.836





ACI Racing Weekend Imola, 3-4 Settembre 2022

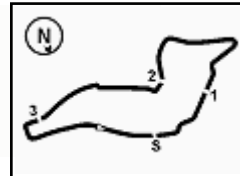
TCR Italy - Ideal Time Prove Libere 2

 Imola Circuit 4.909 m
1 / 2

Num.	Conduuttore	Auto	Seg. 1	Seg. 2	Seg. 3	Seg. 4	Ideal Time		
			Diff. 1	Diff. 2	Diff. 3	Diff. 4	Miglior Giro	Pos.	Diff.
1	32 JELMINI F. (ITA)	Hyundai Elantra TCR	23.393	36.541	31.796	19.960	1'51.690 1'51.690	1	
2	33 TAMBURINI C. (ITA)	Honda Civic FK7 H70	23.361 +0.106	36.468	32.030	19.934	1'51.793 1'51.899	2	0.106
3	14 IANNOTTA M. (ITA)	Honda Civic FK7 H70	23.235 +0.645	36.879	31.955	19.969	1'52.038 1'52.683	6	0.645
4	15 BALDAN N. (ITA)	Audi RS3 LMS TCR	23.461 +0.037	36.894	31.874 +0.088	20.068	1'52.297 1'52.422	3	0.125
5	22 LANGEVELD N. (NLD)	Hyundai Elantra TCR	23.380	36.912 +0.233	32.032	20.040	1'52.364 1'52.597	4	0.233
6	27 VOLT R. (EST)	Honda Civic FK7 H70	23.406 +0.080	36.770	32.137 +0.128	20.141 +0.036	1'52.454 1'52.698	7	0.244
7	23 VAHTEL M. (EST)	Honda Civic FK7 H70	23.342 +0.107	36.810 +0.104	32.177	20.133	1'52.462 1'52.673	5	0.211
8	56 BRUSA C. (ITA)	Hyundai i30 N TCR	23.403 +0.246	37.201 +0.281	32.057 +0.331	20.143 +0.072	1'52.804 1'53.734	17	0.930
9	16 CLAIRET J. (FRA)	Peugeot 308 TCR	23.478 +0.046	37.301	32.070	20.048	1'52.897 1'52.943	8	0.046
10	37 LOPÉZ S. (VEN)	Cupra Leon Competicion	23.496 +0.120	37.110	32.134 +0.144	20.168 +0.113	1'52.908 1'53.285	12	0.377
11	9 POLONI M. (ITA)	Audi RS3 LMS TCR	23.354 +0.252	37.378	32.220 +0.152	20.084	1'53.036 1'53.440	13	0.404
12	19 FERNÁNDEZ F. (ESP)	Audi RS3 LMS TCR	23.747 +0.022	37.073 +0.099	32.271	19.983 +0.089	1'53.074 1'53.284	11	0.210
13	44 IMBERTI M. (ITA)	Hyundai i30 N TCR	23.677 +0.079	37.224 +0.185	32.114 +0.139	20.176 +0.032	1'53.191 1'53.626	16	0.435
14	5 BISSA M. (ITA)	Honda Civic FK7 H70	23.466 +0.145	37.257 +0.038	32.400	20.070 +0.108	1'53.193 1'53.484	14	0.291
15	77 PUSSIER S. (FRA)	Cupra Leon Competicion	23.619	37.224	32.187	20.213	1'53.243 1'53.243	9	
16	39 ANTTI R. (EST)	Honda Civic FK7 H70	23.461	37.401 +0.057	32.414	20.280	1'53.556 1'53.613	15	0.057
17	12 FERNÁNDEZ R. (ESP)	Audi RS3 LMS TCR	23.549 +0.255	37.103	32.646	20.335 +0.072	1'53.633 1'53.960	19	0.327
18	74 CAPPELLO E. (ITA)	Hyundai i30 N TCR	23.658 +0.311	37.352 +0.039	32.653 +0.093	20.039	1'53.702 1'54.145	21	0.443
19	8 BABUIN D. (ITA)	Audi RS3 LMS TCR	23.477 +0.265	37.540 +0.109	32.564 +0.007	20.160 +0.160	1'53.741 1'54.282	23	0.541
20	6 RANGONI L. (ITA)	Fiat Tipo	23.578 +0.270	37.668	32.337	20.314 +0.109	1'53.897 1'54.276	22	0.379
21	11 REDUZZI D. (ITA)	Hyundai i30 N TCR	23.956	37.205	32.629 +0.033	20.122	1'53.912 1'53.945	18	0.033
22	20 RAFFAELE F. (ITA)	Hyundai i30 N TCR	23.825 +0.107	37.301 +0.039	32.619	20.177	1'53.922 1'54.068	20	0.146
23	3 GURRIERI R. (ITA)	Cupra Leon Competicion	23.646 +0.041	37.698 +0.005	32.407	20.234 +0.555	1'53.985 1'54.586	25	0.601
24	18 VENTAJA S. (FRA)	Audi RS3 LMS TCR	23.722 +0.110	37.498 +0.192	32.662	20.153 +0.190	1'54.035 1'54.527	24	0.492
25	64 LOSONCZY L. (HUN)	Hyundai Elantra TCR	23.872 +0.243	37.711 +0.152	32.858 +0.022	20.500	1'54.941 1'55.358	27	0.417
26	96 GIACON S. (ITA)	Audi TCR DSG	23.930 +0.191	37.782	32.977 +1'01.632	20.366 +0.203	1'55.055 1'55.178	26	0.123
27	47 CARMINATI E. (ITA)	Hyundai i30 N TCR	24.174	38.218	32.651 +0.239	20.321 +0.097	1'55.364 1'55.700	29	0.336
28	34 ZANARDINI M. (ITA)	Hyundai Elantra TCR	24.076	37.686 +0.152	33.320	20.404	1'55.486 1'55.638	28	0.152
29	85 MASSARO R. (ITA)	Audi TCR DSG	24.217 +0.198	37.850	33.031	20.484 +0.227	1'55.582 1'56.007	30	0.425
30	81 DI MARE S. (ITA)	Cupra TCR DSG	24.055 +0.124	37.796 +0.321	33.119	20.690 +0.022	1'55.660 1'56.127	31	0.467
31	90 TRENTIN M. (ITA)	Audi TCR DSG	24.121 +0.020	38.178	33.280 +0.029	20.470 +0.239	1'56.049 1'56.337	32	0.288
32	21 GUIDA N. (ITA)	Cupra Leon Competicion	24.222 +0.358	38.395 +0.318	33.062	20.373	1'56.052 1'56.728	35	0.676
33	41 FERNÁNDEZ V. (ESP)	Cupra Leon Competicion	24.423	38.273	33.236	20.384 +0.335	1'56.316 1'56.651	33	0.335

02/09/2022





ACI Racing Weekend Imola, 3-4 Settembre 2022

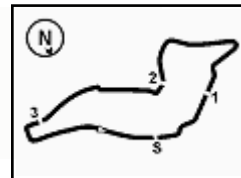
TCR Italy - Ideal Time Prove Libere 2

Imola Circuit 4.909 m

2 / 2

Num. Conducente	Auto	Seg. 1	Seg. 2	Seg. 3	Seg. 4	Ideal Time			
		Diff. 1	Diff. 2	Diff. 3	Diff. 4	Miglior Giro	Pos.	Diff.	
34	98 BERGONZINI M. (ITA)	Cupra TCR DSG	24.371 +0.023	38.374	33.235	20.684 +0.005	1'56.664		
35	99 FANTILLI G. (ITA)	Cupra TCR DSG	24.905 +0.371	39.452 +0.964	34.411	20.836	1'59.604	34	0.028
	4 TAVANO S. (ITA)	Cupra Leon Competicion	Tratto Mancante				2'00.939	36	1.335
	61 GHERMANDI G. (ITA)	Cupra Leon Seq					1'53.269		
Ideal Time Assoluto			23.235	36.468	31.796	19.934	1'51.433		





Imola Circuit 4.909 m

3 R. GURRIERI (1'54.586)

Giro	Seg.1	Seg.2	Seg.3	Seg.4	T. Giro	km/h	Local Time
1		48.277	37.579	23.998		128,9	16:02'38.803
2	28.172	42.025	39.671	47.048	2'36.916P	197,4	16:05'15.719
3	2'26.838	41.490	33.929	20.929	4'03.186P	114,8	16:09'18.905
4	24.176	38.571	36.280	20.669	1'59.696	241,6	16:11'18.601
5	23.914	38.281	32.848	20.234	1'55.277	241,1	16:13'13.878
6	24.236	37.698	32.585	20.409	1'54.928	243,8	16:15'08.806
7	23.646	41.157	34.821	20.285	1'59.909	242,7	16:17'08.715
8	23.927	37.866	32.755	21.200	1'55.748	240,0	16:19'04.463
9	24.058	37.766	32.945	39.583	2'14.352P	239,5	16:21'18.815
10	1'20.615	40.326	34.586	20.470	2'55.997P	158,1	16:24'14.812
11	42.265	1'12.233	1'02.990	36.870	3'34.358	134,7	16:27'49.170
12	25.280	38.498	33.683	20.334	1'57.795	224,5	16:29'46.965
13	23.687	37.703	32.407	20.789	1'54.586	241,6	16:31'41.551

2	50.492	40.703	34.455	20.528	2'26.178P	161,4	16:02'38.025
3	24.320	38.324	33.267	20.319	1'56.230	241,6	16:04'34.255
4	24.144	37.927	32.741	20.617	1'55.429	245,5	16:06'29.684
5	24.178	37.699	32.761	20.670	1'55.308	233,8	16:08'24.992
6	23.811	37.985	32.752	20.252	1'54.800	243,8	16:10'19.792
7	23.785	38.348	33.848	5'30.278	7'06.259P	245,5	16:17'26.051
8	44.876	41.159	33.057	20.587	2'19.679P	129,0	16:19'45.730
9	23.995	37.864	32.564	20.160	1'54.583	243,8	16:21'40.313
10	23.477	37.540	32.613	20.048	1'53.678C	246,6	16:23'33.991
11	24.048	1'05.722	1'05.326	40.325	3'15.421	246,6	16:26'49.412
12	54.006	41.874	34.685	20.363	2'30.928	76,1	16:29'20.340
13	23.742	37.649	32.571	20.320	1'54.282	244,3	16:31'14.622

4 S. TAVANO (1'53.269)

Giro	Seg.1	Seg.2	Seg.3	Seg.4	T. Giro	km/h	Local Time
1		39.903	34.777	20.906		149,8	16:02'17.662
2	24.429	38.965	34.062	37.783	2'15.239P	238,4	16:04'32.901
3	2'31.485	38.659	34.808	21.075	4'06.027P	115,6	16:08'38.928
4	23.804	37.547	32.162	20.343	1'53.856	241,6	16:10'32.784
5	24.301	46.282	33.957	20.213	2'04.753	245,5	16:12'37.537
6	23.533			20.273	1'53.310	241,6	16:14'30.847
7	28.149	42.239	35.487	39.138	2'25.013P	197,4	16:16'55.860
8	2'38.731	38.193	35.596	20.381	4'12.901P	167,4	16:21'08.761
9	23.685			20.174	1'53.269	240,5	16:23'02.030

9 M. POLONI (1'53.440)

Giro	Seg.1	Seg.2	Seg.3	Seg.4	T. Giro	km/h	Local Time
1							16:00'49.259
2	48.209	44.241	40.009	39.789	2'52.248P	154,3	16:03'41.507
3	1'18.589	41.440	34.750	20.231	2'55.010P	161,7	16:06'36.517
4	23.642	37.540	32.386	20.234	1'53.802	243,8	16:08'30.319
5	23.354	37.391	35.447	25.916	2'02.108	246,6	16:10'32.427
6	24.754	48.517	52.387	20.358	2'26.016	244,9	16:12'58.443
7	23.606	37.378	32.372	20.084	1'53.440	242,2	16:14'51.883
8	23.493	37.641	32.304	20.281	1'53.719C	241,6	16:16'45.602
9	23.644	37.394	32.488	20.208	1'53.734	241,1	16:18'39.336
10	23.662	37.602	32.397	20.163	1'53.824	242,7	16:20'33.160
11	23.515	37.568	32.603	20.187	1'53.873	244,3	16:22'27.033
12	23.843	37.853	32.704	2'30.135	4'04.535P	243,2	16:26'31.568
13	1'01.668	43.913	33.674	20.252	2'39.507P	71,9	16:29'11.075
14	23.575	37.620	32.220	20.292	1'53.707	242,2	16:31'04.782

5 M. BISSA (1'53.484)

Giro	Seg.1	Seg.2	Seg.3	Seg.4	T. Giro	km/h	Local Time
1							16:00'34.487
2	43.110	43.793	36.323	2'12.151	4'15.377P	159,8	16:04'49.864
3	57.021	38.763	33.624	21.167	2'30.575P	157,9	16:07'20.439
4	23.868	38.089	32.698	20.070	1'54.725	238,9	16:09'15.164
5	23.611	37.295	32.400	20.178	1'53.484	242,7	16:11'08.648
6	24.108	37.257	32.526	20.226	1'54.117	243,8	16:13'02.765
7	23.682	37.756	32.546	19.968	1'53.952C	241,6	16:14'56.717
8	23.503	37.363	32.931	20.066	1'53.863C	241,1	16:16'50.580
9	23.793	37.460	32.474	20.190	1'53.917	241,6	16:18'44.497
10	23.546	37.318	32.459	20.219	1'53.542	240,5	16:20'38.039
11	23.466	37.684	32.579	20.215	1'53.944	241,6	16:22'31.983
12	28.428	44.896	41.913	32.748	2'27.985	185,9	16:24'59.968
13	50.093	1'17.620	56.207	21.134	3'25.054	91,8	16:28'25.022

11 D. REDUZZI (1'53.945)

Giro	Seg.1	Seg.2	Seg.3	Seg.4	T. Giro	km/h	Local Time
1							16:00'52.497
2	46.105	43.656	37.215	1'59.645	4'06.621P	146,1	16:04'59.118
3	41.947	38.834	33.317	20.635	2'14.733P	161,4	16:07'13.851
4	24.472	39.639	33.516	20.416	1'58.043	236,3	16:09'11.894
5	24.202	37.837	32.629	20.309	1'54.977	236,3	16:11'06.871
6	23.987	37.753	32.856	20.346	1'54.942	236,3	16:13'01.813
7	24.175	38.756	35.550	3'07.255	4'45.736P	238,4	16:17'47.549
8	41.717	39.652	33.649	20.258	2'15.276P	149,6	16:20'02.825
9	24.001	38.782	36.424	20.574	1'59.781	237,9	16:22'02.606
10	25.203	38.007	32.934	20.359	1'56.503	226,9	16:23'59.109
11	24.003	55.177	1'09.888	38.557	3'07.625	236,8	16:27'06.734
12	48.397	38.586	33.800	21.465	2'22.248	83,9	16:29'28.982
13	23.956	37.205	32.662	20.122	1'53.945	238,4	16:31'22.927

6 L. RANGONI (1'54.276)

Giro	Seg.1	Seg.2	Seg.3	Seg.4	T. Giro	km/h	Local Time
1							16:00'58.766
2	42.786	42.373	39.502	2'24.830	4'29.491P	151,7	16:05'28.257
3	39.440	39.666	33.095	20.442	2'12.643P	158,4	16:07'40.900
4	23.585	38.084	32.417	20.490	1'54.576C	240,0	16:09'35.476
5	23.735	37.803	32.453	20.708	1'54.699	239,5	16:11'30.175
6	23.578	37.724	33.640	20.386	1'55.328	240,0	16:13'25.503
7	25.249	38.815	34.087	3'25.514	5'03.665P	242,2	16:18'29.168
8	40.717	37.822	32.622	20.314	2'11.475P	150,2	16:20'40.643
9	23.901	37.798	34.346	20.447	1'56.492	242,2	16:22'37.135
10	24.347	39.322	32.476	35.546	2'11.691	241,6	16:24'48.826
11	56.300	1'20.594	51.663	20.585	3'29.142	80,1	16:28'17.968
12	23.848	37.668	32.337	20.423	1'54.276	238,9	16:30'12.244

12 R. FERNÁNDEZ (1'53.960)

Giro	Seg.1	Seg.2	Seg.3	Seg.4	T. Giro	km/h	Local Time
1							16:00'41.496
2	45.474	44.565	39.604	41.171	2'50.814P	130,3	16:03'32.310
3	1'08.212	38.263	33.534	22.715	2'42.724P	163,4	16:06'15.034
4	23.969	37.783	32.717	38.176	2'12.645P	241,6	16:08'27.679
5	50.946	37.470	32.925	2'09.375	4'10.716P	163,4	16:12'38.395
6	42.177	41.383	43.419	21.081	2'28.060P	159,3	16:15'06.455
7	23.742	44.012	47.284	20.987	2'16.025	242,2	16:17'22.480
8	23.804	37.103	32.646	20.407	1'53.960	240,5	16:19'16.440
9	23.549	42.553	49.255	20.335	2'15.692	241,1	16:21'32.132
10	23.572	37.360	32.777	20.319	1'54.028C	242,2	16:23'26.160
11	24.975	47.607	1'01.591	1'42.150	3'56.323P	243,2	16:27'22.483
12	54.043	38.223	34.903	20.729	2'27.898CP	126,6	16:29'50.381
13	23.924	37.817	32.949	20.360	1'55.050	243,2	16:31'45.431

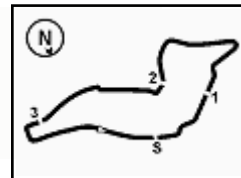
8 D. BABUIN (1'54.282)

Giro	Seg.1	Seg.2	Seg.3	Seg.4	T. Giro	km/h	Local Time
1							16:00'11.847

02/09/2022

P = Box In/Out - C = Tempo Invalidato





Imola Circuit 4.909 m

2 / 5

ACI Racing Weekend Imola, 3-4 Settembre 2022

TCR Italy - Analisi Tempi Prove Libere 2

14 M. IANNOTTA (1'52.683)							
Giro	Seg.1	Seg.2	Seg.3	Seg.4	T. Giro	km/h	Local Time
1							16:00'31.382
2	44.331	43.107	36.436	39.292	2'43.166P	163,9	16:03'14.548
3	1'14.720	40.758	34.133	2'36.120	5'05.731P	118,2	16:08'20.279
4	40.580	40.577	33.102	20.559	2'14.818P	163,1	16:10'35.097
5	23.775	38.312	33.249	20.463	1'55.799	241,6	16:12'30.896
6	23.619	37.629	32.097	20.145	1'53.490	240,5	16:14'24.386
7	23.455	37.109	32.648	20.022	1'53.234	240,5	16:16'17.620
8	24.180	37.343	32.348	4'11.301	5'45.172P	241,6	16:22'02.792
9	41.501	39.145	33.125	21.728	2'15.499P	162,2	16:24'18.291
10	55.336	1'12.678	1'06.455	26.597	3'41.066	75,9	16:27'59.357
11	23.880	36.879	31.955	19.969	1'52.683	237,4	16:29'52.040
12	23.235	37.140	38.988	20.291	1'59.654	242,7	16:31'51.694

6	23.931	38.095	34.860	2'15.517	3'52.403P	240,5	16:12'57.316
7	42.406	40.026	34.254	2'15.399	4'12.085P	118,9	16:17'09.401
8	40.872	41.347	39.577	20.788	2'22.584P	155,8	16:19'31.985
9	23.747	37.073	34.065	19.983	1'54.868	244,3	16:21'26.853
10	23.769	37.172	32.271	20.072	1'53.284	243,2	16:23'20.137
11	26.447	49.908	1'01.828	1'40.861	3'59.044P	226,9	16:27'19.181
12	50.521	40.385	38.577	20.679	2'30.162P	122,0	16:29'49.343
13	23.948	37.459	32.678	21.013	1'55.098	248,8	16:31'44.441

15 N. BALDAN (1'52.422)							
Giro	Seg.1	Seg.2	Seg.3	Seg.4	T. Giro	km/h	Local Time
1							16:01'14.707
2	47.014	47.692	41.553	23.315	2'39.574P	140,8	16:03'54.281
3	28.094	42.899	36.040	2'11.621	3'58.654P	185,2	16:07'52.935
4	40.088	39.371	34.648	20.517	2'14.624P	164,4	16:10'07.559
5	23.534	37.281	32.358	20.974	1'54.147	246,0	16:12'01.706
6	23.461	37.001	31.874	20.260	1'52.596	244,9	16:13'54.302
7	23.567	36.949	32.191	20.101	1'52.808	246,0	16:15'47.110
8	23.585	37.258	33.040	1'44.343	3'18.226P	244,3	16:19'05.336
9	43.011	45.215	44.439	20.826	2'33.491P	159,1	16:21'38.827
10	23.498	36.894	31.962	20.068	1'52.422	244,3	16:23'31.249
11	23.532	1'06.942	1'05.456	2'17.925	4'53.855P	246,0	16:28'25.104

20 F. RAFFAELE (1'54.068)							
Giro	Seg.1	Seg.2	Seg.3	Seg.4	T. Giro	km/h	Local Time
1							16:02'34.152
2	27.041	40.400	34.105	20.506	2'02.052	188,5	16:04'36.204
3	24.035	38.132	33.031	20.657	1'55.855	241,6	16:06'32.059
4	23.971	37.796	33.383	20.516	1'55.666	239,5	16:08'27.725
5	23.880	37.491	32.729	20.505	1'54.605	240,0	16:10'22.330
6	24.075	38.860	33.559	20.694	1'57.188	240,5	16:12'19.518
7	24.022	38.199	34.165	41.216	2'17.602P	240,5	16:14'37.120
8	2'39.261	39.499	33.452	20.194	4'12.406P	144,6	16:18'49.526
9	23.865	38.646	32.623	20.302	1'55.436	238,9	16:20'44.962
10	23.932	37.340	32.619	20.177	1'54.068	240,5	16:22'39.030
11	23.825	37.301	32.747	44.980	2'18.853P	241,6	16:24'57.883
12	3'34.987	38.738	34.215	20.488	5'08.428P	170,1	16:30'06.311

16 J. CLAIRET (1'52.943)							
Giro	Seg.1	Seg.2	Seg.3	Seg.4	T. Giro	km/h	Local Time
1							16:00'57.780
2	42.471	42.980	35.237	20.934	2'21.622P	161,9	16:03'19.402
3	23.881	38.552	32.717	2'26.629	4'01.779P	238,9	16:07'21.181
4	58.440	39.213	35.682	20.372	2'33.707P	162,2	16:09'54.888
5	23.651	37.360	32.136	20.239	1'53.386	239,5	16:11'48.274
6	23.629	37.517	32.547	20.371	1'54.064	242,2	16:13'42.338
7	23.478	37.438	32.436	20.165	1'53.517	241,1	16:15'35.855
8	23.624	38.343	33.044	20.771	1'55.782	243,8	16:17'31.637
9	23.790	37.528	32.341	1'49.412	3'23.071P	241,6	16:20'54.708
10	41.278	39.745	33.779	20.352	2'15.154P	154,5	16:23'09.862
11	23.483	37.893	58.586	43.552	2'43.514	241,1	16:25'53.376
12	57.056	1'00.955	36.432	20.426	2'54.869	73,9	16:28'48.245
13	23.524	37.301	32.070	20.048	1'52.943	241,6	16:30'41.188

21 N. GUIDA (1'56.728)							
Giro	Seg.1	Seg.2	Seg.3	Seg.4	T. Giro	km/h	Local Time
1							16:02'45.857
2	2'44.004	42.876	37.899	21.698	4'26.477P	161,4	16:07'12.334
3	25.734	41.502	36.693	20.841	2'04.770	231,8	16:09'17.104
4	24.890	39.117	33.355	20.630	1'57.992	241,1	16:11'15.096
5	24.580	38.713	33.062	20.373	1'56.728	240,5	16:13'11.824
6	24.311	38.395	33.759	22.214	1'58.679	239,5	16:15'10.503
7	24.855	41.314	37.216	40.646	2'24.031P	241,1	16:17'34.534
8	2'00.259	41.375	35.931	21.296	3'38.861P	163,6	16:21'13.395
9	26.039	39.756	33.520	20.473	1'59.788	232,3	16:23'13.183

18 S. VENTAJA (1'54.527)							
Giro	Seg.1	Seg.2	Seg.3	Seg.4	T. Giro	km/h	Local Time
1							16:00'56.147
2	43.378	43.484	39.432	21.573	2'27.867P	159,8	16:03'24.014
3	24.556	38.537	33.683	20.427	1'57.203	229,3	16:05'21.217
4	24.917	38.138	33.160	20.792	1'57.007	233,8	16:07'18.224
5	24.177	37.974	33.107	20.153	1'55.411	232,8	16:09'13.635
6	23.832	37.690	32.662	20.343	1'54.527	242,7	16:11'08.162
7	23.722	37.498	32.689	2'06.200	3'40.109P	244,3	16:14'48.271

22 N. LANGEVELD (1'52.597)							
Giro	Seg.1	Seg.2	Seg.3	Seg.4	T. Giro	km/h	Local Time
1							16:02'32.029
2	25.784	40.150	37.132	20.358	2'03.424	195,3	16:04'35.453
3	23.566	37.596	32.678	20.406	1'54.246	242,7	16:06'29.699
4	23.503	37.101	32.241	20.268	1'53.113	241,1	16:08'22.812
5	23.561	37.527	32.514	20.278	1'53.880	242,7	16:10'16.692
6	24.225	37.268	32.373	20.336	1'54.202	243,8	16:12'10.894
7	23.515	37.456	32.544	36.013	2'09.528P	242,7	16:14'20.422
8	2'22.523	40.654	33.688	20.179	3'57.044P	152,1	16:18'17.466
9	23.564	36.912	32.066	20.236	1'52.778	240,5	16:20'10.244
10	23.380	37.145	32.032	20.040	1'52.597	242,2	16:22'02.841
11	27.925	46.380	35.685	41.297	2'31.287P	239,5	16:24'34.128

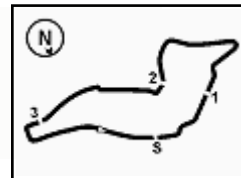
19 F. FERNÁNDEZ (1'53.284)							
Giro	Seg.1	Seg.2	Seg.3	Seg.4	T. Giro	km/h	Local Time
1							16:00'43.764
2	45.154	43.713	39.651	21.201	2'29.719P	148,6	16:03'13.483
3	27.898	39.505	33.209	20.475	2'01.087	199,3	16:05'14.570
4	24.633	37.871	33.064	20.277	1'55.845	228,8	16:07'10.415
5	24.191	37.522	32.367	20.418	1'54.498	240,0	16:09'04.913

23 M. VAHTEL (1'52.673)							
Giro	Seg.1	Seg.2	Seg.3	Seg.4	T. Giro	km/h	Local Time
1							16:00'25.995
2	48.491	52.773	48.237	28.854	2'58.355P	152,1	16:03'24.350
3	34.953	49.709	41.628	26.607	2'32.897	167,4	16:05'57.247
4	37.237	51.540	48.787	1'45.099	4'02.663P	156,5	16:09'59.910
5	42.207	38.857	33.431	20.276	2'14.771P	159,1	16:12'14.681
6	23.586	36.810	32.208	20.648	1'53.252	238,4	16:14'07.933
7	23.419	36.875	32.332	20.158	1'52.784C	237,9	16:16'00.717
8	23.342	36.967	32.380	1'26.509	2'59.198P	238,9	16:18'59.915
9	56.545	39.637	32.489	20.263	2'28.934P	161,4	16:21'28.849
10	23.449	36.914	32.177	20.133	1'52.673	239,5	16:23'21.522

02/09/2022

P = Box In/Out - C = Tempo Invalidato





ACI Racing Weekend Imola, 3-4 Settembre 2022

TCR Italy - Analisi Tempi Prove Libere 2

27 R. VOLT (1'52.698)								37 S. LOPÉZ (1'53.285)							
Giro	Seg.1	Seg.2	Seg.3	Seg.4	T. Giro	km/h	Local Time	Giro	Seg.1	Seg.2	Seg.3	Seg.4	T. Giro	km/h	Local Time
1							16:00'28.072	1							16:00'38.885
2	49.022	51.263	50.413	27.375	2'58.073P	141,4	16:03'26.145	2	44.076	45.819	37.993	1'25.571	3'33.459P	156,5	16:04'12.344
3	37.465	48.150	42.250	25.157	2'33.022	190,1	16:05'59.167	3	39.474	38.698	41.853	21.488	2'21.513P	164,9	16:06'33.857
4	34.141	49.377	40.276	2'06.199	4'09.993P	163,1	16:10'09.160	4	24.123	37.513	33.190	20.390	1'55.216C	241,1	16:08'29.073
5	41.452	38.353	32.931	21.915	2'14.651P	139,4	16:12'23.811	5	23.743	37.560	32.567	20.236	1'54.106	242,2	16:10'23.179
6	23.608	36.994	32.137	20.269	1'53.008	236,8	16:14'16.819	6	23.496	37.912	32.500	20.168	1'54.076	243,2	16:12'17.255
7	23.486	36.770	32.265	20.177	1'52.698	236,8	16:16'09.517	7	23.616	37.110	32.278	20.281	1'53.285	242,2	16:14'10.540
8	23.697	37.685	32.435	20.942	1'54.759	238,4	16:18'04.276	8	23.678	37.264	33.004	1'35.615	3'09.561P	242,2	16:17'20.101
9	24.726	36.890	32.269	149.393	3'23.278P	239,5	16:21'27.554	9	37.958	37.338	32.134	20.178	2'07.608P	167,4	16:19'27.709
10	52.882	39.199	32.804	20.141	2'25.026P	161,2	16:23'52.580	10	23.752	37.317	40.504	2'34.569	4'16.142P	240,0	16:23'43.851
11	23.454	1'00.383	1'10.223	38.842	3'12.902	238,4	16:27'05.482	11	1'15.703	1'10.772	1'03.106	48.641	4'18.222P	96,4	16:28'02.073
12	46.928	38.810	33.560	21.149	2'20.447	77,9	16:29'25.929	12	38.640	37.767	32.422	20.491	2'09.320P	166,4	16:30'11.393

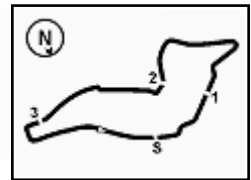
32 F. JELMINI (1'51.690)								39 R. ANTTI (1'53.613)							
Giro	Seg.1	Seg.2	Seg.3	Seg.4	T. Giro	km/h	Local Time	Giro	Seg.1	Seg.2	Seg.3	Seg.4	T. Giro	km/h	Local Time
1							16:01'08.795	1							16:00'23.815
2	43.784	41.397	37.081	22.320	2'24.582P	160,5	16:03'33.377	2	1'56.892	42.717	35.252	21.281	3'36.142P	148,8	16:03'59.957
3	28.243	43.686	40.144	20.541	2'12.614	238,4	16:05'45.991	3	24.469	38.259	33.229	20.559	1'56.516	237,9	16:05'56.473
4	23.663	36.830	32.204	19.994	1'52.691	236,3	16:07'38.682	4	24.220	37.710	32.547	20.432	1'54.909	240,0	16:07'51.382
5	23.546	36.916	32.046	20.266	1'52.774	235,3	16:09'31.456	5	24.080	38.147	33.158	20.312	1'55.697	238,4	16:09'47.079
6	27.020	40.256	34.150	2'24.578	4'06.004P	238,4	16:13'37.460	6	23.690	37.401	33.036	20.296	1'54.423	240,0	16:11'41.502
7	51.299	40.556	33.974	20.265	2'26.094P	164,4	16:16'03.554	7	23.925	37.711	32.543	3'14.654	4'48.833CP	241,1	16:16'30.335
8	23.460	37.025	32.028	20.130	1'52.643	239,5	16:17'56.197	8	45.446	41.885	34.312	20.643	2'22.286P	126,6	16:18'52.621
9	23.476	37.195	32.531	2'07.683	3'40.885CP	236,3	16:21'37.082	9	23.837	37.474	32.758	20.046	1'54.115C	240,0	16:20'46.736
10	39.796	39.365	34.150	20.044	2'13.355P	162,2	16:23'50.437	10	23.461	37.458	32.414	20.280	1'53.613	242,2	16:22'40.349
11	23.402	1'01.188	1'09.450	38.605	3'12.645	237,9	16:27'03.082	11	23.686	38.075	33.083	3'14.376	4'49.220P	242,2	16:27'29.569
12	48.383	38.517	33.754	20.761	2'21.415	77,5	16:29'24.497	12	1'09.119	38.231	33.028	20.693	2'41.071P	164,9	16:30'10.640
13	23.393	36.541	31.796	19.960	1'51.690	237,9	16:31'16.187								

33 C. TAMBURINI (1'51.899)								41 V. FERNÁNDEZ (1'56.651)							
Giro	Seg.1	Seg.2	Seg.3	Seg.4	T. Giro	km/h	Local Time	Giro	Seg.1	Seg.2	Seg.3	Seg.4	T. Giro	km/h	Local Time
1							16:00'32.638	1							16:00'37.022
2	43.722	44.631	35.086	39.539	2'42.978P	157,9	16:03'15.616	2	45.278	48.217	38.677	23.135	2'35.307P	149,6	16:03'12.329
3	1'17.611	38.642	34.412	2'11.441	4'42.106P	157,4	16:07'57.722	3	27.406	44.065	34.865	21.383	2'07.719	188,8	16:05'20.048
4	41.083	39.190	34.156	20.111	2'14.540P	158,4	16:10'12.262	4	25.620	39.661	35.668	22.726	2'03.675	230,8	16:07'23.723
5	23.509	36.943	32.142	21.450	1'54.044	240,5	16:12'06.306	5	25.169	39.433	34.037	20.981	1'59.620	233,3	16:09'23.343
6	23.743	36.813	32.444	20.148	1'53.148	237,4	16:13'59.454	6	24.902	42.795	51.669	6'28.043	8'27.409P	235,8	16:17'50.752
7	23.361	37.213	33.142	3'03.867	4'37.583P	242,2	16:18'37.037	7	41.053	40.063	34.294	20.773	2'16.183P	158,8	16:20'06.935
8	42.397	39.425	34.071	19.972	2'15.865P	136,0	16:20'52.902	8	24.639	38.405	34.637	20.454	1'58.135	238,4	16:22'05.070
9	23.467	36.468	32.030	19.934	1'51.899	240,0	16:22'44.801	9	24.423	38.273	33.236	20.719	1'56.651	238,9	16:24'01.721
								10	25.553	53.531	1'08.630	55.276	3'22.990P	239,5	16:27'24.711
								11	1'05.651	39.402	33.315	20.384	2'38.752P	141,0	16:30'03.463

34 M. ZANARDINI (1'55.638)								44 M. IMBERTI (1'53.626)							
Giro	Seg.1	Seg.2	Seg.3	Seg.4	T. Giro	km/h	Local Time	Giro	Seg.1	Seg.2	Seg.3	Seg.4	T. Giro	km/h	Local Time
1							16:00'05.740	1							16:00'21.920
2	54.941	42.008	36.578	21.471	2'34.998P	154,1	16:02'40.738	2	50.680	49.765	44.511	23.836	2'48.792P	120,1	16:03'10.712
3	25.980	38.962	34.349	20.910	2'00.201	219,5	16:04'40.939	3	31.874	48.454	41.040	2'44.523	4'45.891P	147,3	16:07'56.603
4	24.447	38.032	33.465	20.626	1'56.570	239,5	16:06'37.509	4	39.953	39.005	33.451	20.728	2'13.137P	165,4	16:10'09.740
5	24.239	37.686	33.704	20.433	1'56.062	241,6	16:08'33.571	5	24.098	37.585	32.375	20.376	1'54.434	239,5	16:12'04.174
6	24.191	37.922	33.605	21.771	1'57.489	240,5	16:10'31.060	6	23.677	37.719	32.114	20.176	1'53.686	240,5	16:13'57.860
7	26.693	45.102	37.085	20.950	2'09.830	225,5	16:12'40.890	7	23.757	37.224	32.457	20.382	1'53.820	239,5	16:15'51.680
8	24.258	38.625	36.691	44.136	2'23.710CP	238,9	16:15'04.600	8	23.756	37.409	32.253	20.208	1'53.626	238,4	16:17'45.306
9					1'33.450CP		16:16'38.050	9	24.667	38.127	33.929	2'26.556	4'03.279P	234,8	16:21'48.585
10	1'35.647	39.135	37.714	20.673	3'13.169P	144,6	16:19'51.219	10	42.587	42.888	35.150	20.345	2'20.970P	125,1	16:24'09.555
11	24.259	38.479	33.929	20.842	1'57.509	237,4	16:21'48.728								
12	24.234	37.919	33.582	20.636	1'56.371	240,0	16:23'45.099								
13	24.088	1'02.568	1'11.643	38.854	3'17.153	240,0	16:27'02.252								
14	51.007	41.336	34.054	21.174	2'27.571	80,4	16:29'29.823								
15	24.076	37.838	33.320	20.404	1'55.638	242,2	16:31'25.461								

47 E. CARMINATI (1'55.700)							
Giro	Seg.1	Seg.2	Seg.3	Seg.4	T. Giro	km/h	Local Time
1							16:00'16.558
2	48.537	43.484	36.768	21.630	2'30.419P	147,5	16:02'46.977
3	25.262	39.618	35.661	3'02.081	4'42.622P	229,8	16:07'29.599





ACI Racing Weekend Imola, 3-4 Settembre 2022

TCR Italy - Analisi Tempi Prove Libere 2

4	40.411	39.232	33.194	20.615	2'13.452P	151,5	16:09'43.051	7	24.045	39.841	42.585	20.788	2'07.259	236,8	16:18'05.724
5	24.322	38.239	32.805	20.579	1'55.945	239,5	16:11'38.996	8	23.969	37.391	32.746	20.039	1'54.145	240,0	16:19'59.869
6	24.499	38.353	32.781	2'51.327	4'26.960P	239,5	16:16'05.956	9	23.658	37.368	33.047	20.277	1'54.350	240,5	16:21'54.219
7	40.412	41.723	34.004	20.623	2'16.762P	165,9	16:18'22.718	10	25.161	42.642	38.226	44.266	2'30.295P	237,9	16:24'24.514
8	24.174	38.218	32.890	20.418	1'55.700	238,4	16:20'18.418	11	4'28.209	41.652	37.451	22.390	6'09.702P	132,8	16:30'34.216
9	24.262	39.945	35.334	3'23.265	5'02.806P	239,5	16:25'21.224								
10	52.474	1'06.805	45.401	21.259	3'05.939P	86,7	16:28'27.163								
11	25.116	38.354	32.651	20.321	1'56.442	206,9	16:30'23.605								

77 S. PUSSIER (1'53.243)

Giro	Seg.1	Seg.2	Seg.3	Seg.4	T. Giro	km/h	Local Time
1							16:00'08.927
2	52.878	43.946	36.386	21.316	2'34.526P	152,1	16:02'43.453
3	25.279	40.575	34.980	20.727	2'01.561	202,6	16:04'45.014
4	24.630	38.700	34.742	2'45.356	4'23.428P	236,8	16:09'08.442
5	41.906	39.416	33.856	20.714	2'15.892P	125,4	16:11'24.334
6	25.885	38.802	33.623	21.150	1'59.460	239,5	16:13'23.794
7	30.974	41.513	38.018	20.993	2'11.498	241,6	16:15'35.292
8	24.036	39.455	34.654	2'18.464	3'56.609P	240,5	16:19'31.901
9	41.180	39.889	34.037	20.528	2'15.634P	148,6	16:21'47.535
10	24.158	38.010	33.188	20.551	1'55.907	234,3	16:23'43.442
11	23.697	1'03.243	1'09.041	39.101	3'15.082	241,1	16:26'58.524
12	53.208	41.106	33.886	20.948	2'29.148	75,9	16:29'27.672
13	23.619	37.224	32.187	20.213	1'53.243	242,7	16:31'20.915

56 C. BRUSA (1'53.734)

Giro	Seg.1	Seg.2	Seg.3	Seg.4	T. Giro	km/h	Local Time
1		44.283	37.221	21.505		129,5	16:02'33.288
2	26.378	39.162	33.419	20.403	1'59.362	194,9	16:04'32.650
3	23.947	37.418	32.304	20.143	1'53.812	239,5	16:06'26.462
4	23.884	37.492	32.558	20.203	1'54.137	238,4	16:08'20.599
5	23.673	37.644	32.346	20.245	1'53.908	238,9	16:10'14.507
6	23.649	37.482	32.388	20.215	1'53.734	240,5	16:12'08.241
7	23.403	38.189	32.535	20.368	1'54.495	242,2	16:14'02.736
8	23.591	37.201	32.505	21.602	1'54.899C	240,0	16:15'57.635
9	25.211	43.043	33.525	38.693	2'20.472P	235,8	16:18'18.107
10	2'05.943	40.787	36.378	20.412	3'43.520P	153,8	16:22'01.627
11	23.631	43.337	35.011	21.106	2'03.085	237,9	16:24'04.712
12	23.496	50.939	1'18.941	47.970	3'21.346P	238,9	16:27'26.058

81 S. DI MARE (1'56.127)

Giro	Seg.1	Seg.2	Seg.3	Seg.4	T. Giro	km/h	Local Time
1							16:01'02.264
2	46.294	47.038	40.294	2'50.916	5'04.542P	128,7	16:06'06.806
3	40.359	45.797	36.809	22.070	2'25.035P	157,7	16:08'31.841
4	24.162	38.192	38.928	20.832	2'02.114	236,8	16:10'33.955
5	24.333	38.502	33.148	21.016	1'56.999	237,9	16:12'30.954
6	24.263	37.948	33.070	20.505	1'55.786C	235,3	16:14'26.740
7	24.055	37.796	33.682	20.741	1'56.274	235,8	16:16'23.014
8	24.208	40.060	36.883	20.690	2'01.841	237,9	16:18'24.855
9	24.179	38.117	33.119	20.712	1'56.127	238,9	16:20'20.982
10	24.154	38.024	33.163	2'49.134	4'24.475CP	236,3	16:24'45.457
11	1'00.938	1'20.610	53.491	21.960	3'36.999P	81,8	16:28'22.456

61 G. GHERMANDI

Giro	Seg.1	Seg.2	Seg.3	Seg.4	T. Giro	km/h	Local Time
1					C		16:00'53.846
2	44.574	42.421	37.047	22.500	2'26.542CP		16:03'20.388
3	26.006	40.485	37.817	2'29.662	4'13.970CP		16:07'34.358
4	40.406	38.608	34.959	20.290	2'14.263CP		16:09'48.621
5	23.506	37.626	32.609	20.493	1'54.234C		16:11'42.855
6	23.447	37.707	32.487	20.520	1'54.161C		16:13'37.016
7	23.557	37.988	33.111	20.387	1'55.043C		16:15'32.059
8	23.549	37.211	32.268	20.283	1'53.311C		16:17'25.370
9	24.257	39.668	34.284	20.449	1'58.658C		16:19'24.028
10	23.663	37.164	32.407	2'01.330	3'34.564CP		16:22'58.592
11	57.383	1'06.407	1'05.436	38.899	3'48.125CP		16:26'46.717
12	54.342	41.424	32.769	20.489	2'29.024C		16:29'15.741
13	23.622	37.930	32.084	20.383	1'54.019C		16:31'09.760

85 R. MASSARO (1'56.007)

Giro	Seg.1	Seg.2	Seg.3	Seg.4	T. Giro	km/h	Local Time
1							16:01'25.814
2	49.077	45.431	37.271	23.017	2'34.796P	119,6	16:04'00.610
3	28.012	42.873	36.595	1'59.837	3'47.317P	179,7	16:07'47.927
4	40.197	38.786	35.632	23.652	2'18.267CP	160,2	16:10'06.194
5	24.217	40.189	34.529	21.701	2'00.636	240,0	16:12'06.830
6	24.473	40.065	34.406	20.652	1'59.596	239,5	16:14'06.426
7	24.435	39.336	33.751	20.484	1'58.006	241,6	16:16'04.432
8	24.740	37.998	33.498	20.622	1'56.858	244,3	16:18'01.290
9	24.390	38.235	33.442	20.521	1'56.588	241,1	16:19'57.878
10	24.676	38.105	33.704	20.497	1'56.982	238,4	16:21'54.860
11	24.403	39.942	36.667	2'02.263	3'43.275P	237,4	16:25'38.135
12	58.399	1'08.270	36.988	20.846	3'04.503P	81,8	16:28'42.638
13	24.415	37.850	33.031	20.711	1'56.007	238,9	16:30'38.645

64 L. LOSONCZY (1'55.358)

Giro	Seg.1	Seg.2	Seg.3	Seg.4	T. Giro	km/h	Local Time
1		41.632	35.960	38.792		114,2	16:02'54.617
2	1'12.151	39.006	39.520	21.201	2'51.878P	153,6	16:05'46.495
3	23.872	39.210	33.506	20.587	1'57.175	236,8	16:07'43.670
4	24.289	37.711	33.117	20.700	1'55.817	234,8	16:09'39.487
5	24.500	37.760	33.298	20.577	1'56.135	236,3	16:11'35.622
6	23.948	37.845	32.882	20.906	1'55.581	236,3	16:13'31.203
7	24.188	38.746	34.265	50.622	2'27.821P	235,8	16:15'59.024
8	2'39.542	40.691	32.858	20.534	4'13.625P	155,0	16:20'12.649
9	24.115	37.863	32.880	20.500	1'55.358	237,4	16:22'08.007
10	24.298	38.218	33.701	21.245	1'57.462	238,4	16:24'05.469
11	26.560	50.483	1'13.664	32.085	3'02.792	225,5	16:27'08.261
12	48.283	46.136	38.267	20.660	2'33.346	73,8	16:29'41.607

90 M. TRENTIN (1'56.337)

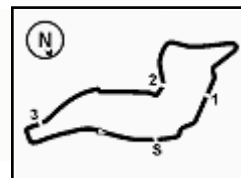
Giro	Seg.1	Seg.2	Seg.3	Seg.4	T. Giro	km/h	Local Time
1							16:01'13.516
2	45.807	47.707	40.330	22.332	2'36.176P	153,2	16:03'49.692
3	26.525	40.962	41.542	21.727	2'10.756	213,4	16:06'00.448
4	24.428	38.736	35.441	21.553	2'00.158	239,5	16:08'00.606
5	24.121	38.660	33.518	20.666	1'56.965	241,1	16:09'57.571
6	24.143	38.368	33.626	20.586	1'56.723	240,5	16:11'54.294
7	24.141	38.178	33.309	20.709	1'56.337	240,0	16:13'50.631
8	24.204	38.700	38.597	3'06.108	4'47.609P	240,0	16:18'38.240
9	42.624	40.095	34.735	21.011	2'18.465P	136,5	16:20'56.705

74 E. CAPPELLO (1'54.145)

Giro	Seg.1	Seg.2	Seg.3	Seg.4	T. Giro	km/h	Local Time
1		47.462	44.195	22.083		121,6	16:02'50.216
2	27.210	39.347	33.175	20.829	2'00.561	218,6	16:04'50.777
3	24.179	38.016	33.038	20.232	1'55.465	237,4	16:06'46.242
4	23.981	37.352	32.653	20.391	1'54.377	240,0	16:08'40.619
5	23.999	41.181	40.529	43.384	2'29.093P	241,1	16:11'09.712
6	3'02.364	44.821	40.688	20.880	4'48.753P	126,2	16:15'58.465

02/09/2022 P = Box In/Out - C = Tempo Invalidato





ACI Racing Weekend Imola, 3-4 Settembre 2022

TCR Italy - Analisi Tempi Prove Libere 2

10	24.311	38.537	33.280	20.470	1'56.598	240,0	16:22'53.303
11	24.284	38.491	42.567	37.903	2'23.245	240,5	16:25'16.548
12	54.199	1'07.842	48.016	21.748	3'11.805	80,2	16:28'28.353
13	24.755	38.834	33.398	20.545	1'57.532	229,3	16:30'25.885

96 S. GIACON (1'55.178)

Giro	Seg.1	Seg.2	Seg.3	Seg.4	T. Giro	km/h	Local Time
1							16:01'03.965
2	44.355	42.553	37.047	21.513	2'25.468P	142,9	16:03'29.433
3	27.926	42.388	35.913	21.269	2'07.496	238,9	16:05'36.929
4	24.011	38.483	33.606	20.366	1'56.466	236,8	16:07'33.395
5	24.070	38.092	33.121	20.456	1'55.739	238,4	16:09'29.134
6	23.930	41.070	46.832	2'49.459	4'41.291P	238,9	16:14'10.425
7	44.102	40.836	40.203	23.237	2'28.378P	110,9	16:16'38.803
8	24.079			20.556	1'55.214	238,9	16:18'34.017
9	24.121			20.569	1'55.178	240,0	16:20'29.195
10	24.239	37.782	32.977	20.587	1'55.585	240,0	16:22'24.780
11	24.516			21.601	1'57.553	238,4	16:24'22.333

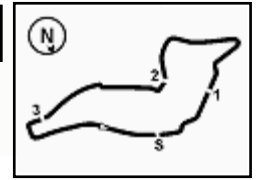
98 M. BERGONZINI (1'56.692)

Giro	Seg.1	Seg.2	Seg.3	Seg.4	T. Giro	km/h	Local Time
1							16:00'46.694
2	50.005	51.163	43.793	51.276	3'16.237P	145,2	16:04'02.931
3	1'07.286	40.060	34.574	20.940	2'42.860P	131,5	16:06'45.791
4	25.370	38.575	33.628	20.689	1'58.262	201,5	16:08'44.053
5	24.653	38.527	33.540	20.684	1'57.404	233,3	16:10'41.457
6	24.679	38.627	33.703	20.866	1'57.875	234,3	16:12'39.332
7	24.371	38.456	33.367	20.718	1'56.912	234,8	16:14'36.244
8	24.394	38.374	33.235	20.689	1'56.692	235,8	16:16'32.936
9	24.550	38.378	33.257	22.590	1'58.775	233,8	16:18'31.711
10	28.397	43.197	40.638	2'39.647	4'31.879P	152,5	16:23'03.590

99 G. FANTILLI (2'00.939)

Giro	Seg.1	Seg.2	Seg.3	Seg.4	T. Giro	km/h	Local Time
1							16:01'18.849
2	49.428	43.662	38.490	22.698	2'34.278P	136,5	16:03'53.127
3	25.376	40.672	35.590	21.526	2'03.164	228,3	16:05'56.291
4	25.944	40.286	35.188	21.422	2'02.840	216,4	16:07'59.131
5	25.474	40.203	34.520	21.447	2'01.644	225,9	16:10'00.775
6	25.122	39.452	35.020	21.351	2'00.945	231,8	16:12'01.720
7	25.100	39.473	37.434	3'00.071	4'42.078P	229,8	16:16'43.798
8	48.928	41.137	35.033	22.274	2'27.372P	127,5	16:19'11.170
9	25.362	40.455	35.675	21.853	2'03.345	217,7	16:21'14.515
10	25.276	40.416	34.411	20.836	2'00.939	230,8	16:23'15.454
11	24.905	40.214	57.331	41.236	2'43.686	228,3	16:25'59.140
12	55.860	59.808	34.847	21.201	2'51.716	75,1	16:28'50.856
13	25.373	39.597	34.984	21.285	2'01.239	219,5	16:30'52.095





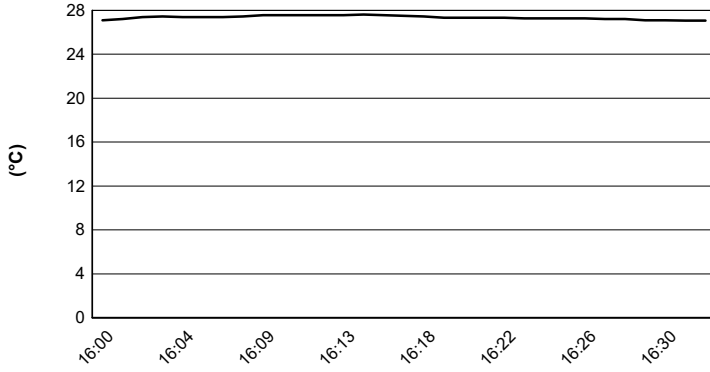
Imola Circuit 4.909 m

ACI Racing Weekend Imola, 3-4 Settembre 2022

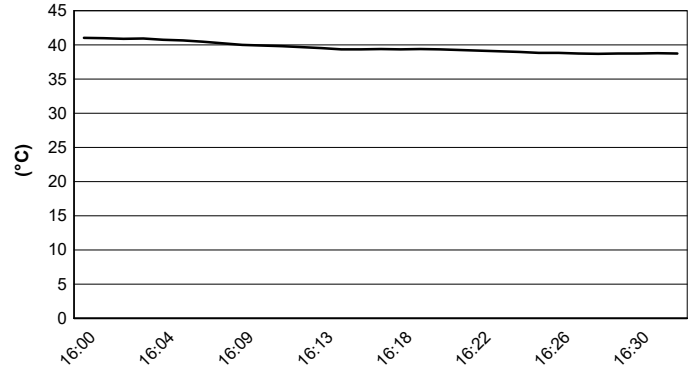
TCR Italy - Meteo Prove Libere 2

Session started 16:00 - Session ended 16:33

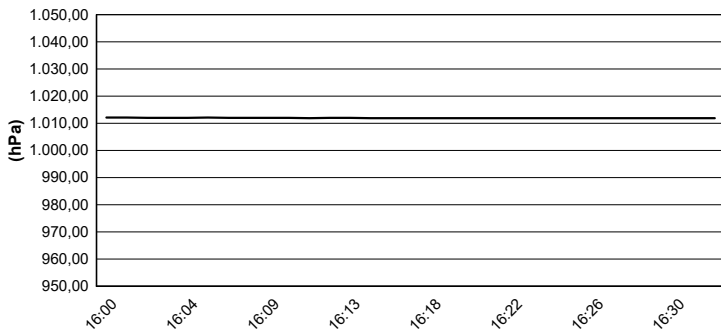
Air Temperature



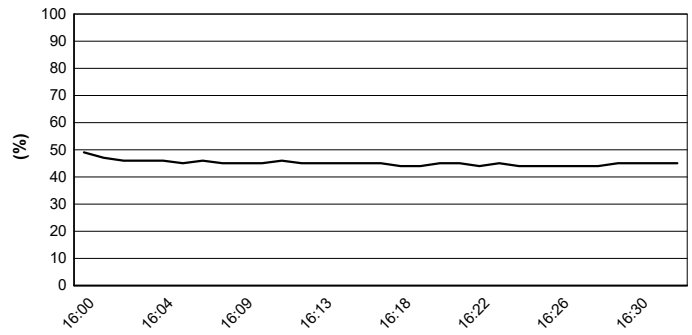
Track Temperature



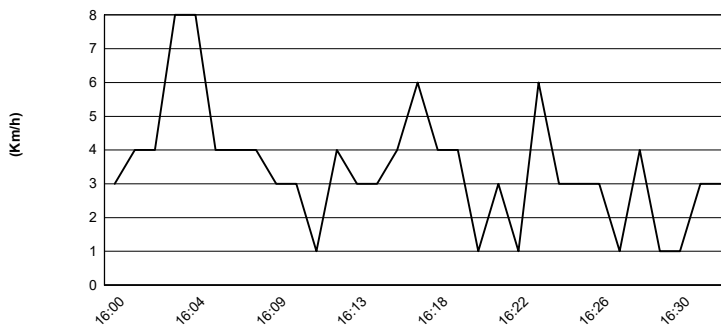
Air Pressure



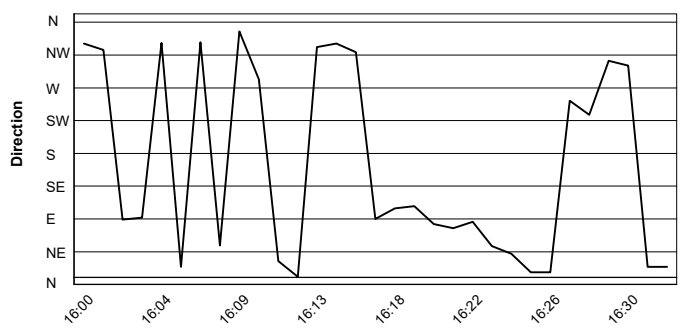
Humidity



Wind Speed



Wind Direction



02/09/2022

